

# Hitachi Air Conditioning

Engineered for tomorrow.

Room Air Conditioning



GENERAL CATALOGUE

**HITACHI**  
Inspire the Next



Page	
04	Product Range
08 - 09	RAC Summit – Wall Mounted
10	RAC Shirokuma – Wall mounted
11	RAC S Series - Wall mounted
12	RAC – Monozone
13	RAC – Monozone
14	RAC – Floor Mounted
15	RAC – Shirokuma – Floor mounted
16 - 27	RAC – Multizone

# Ready for ErP?

## Helping you specify and install ErP-compliant products

The Eco-Design of Energy-related products (ErP) Directive provides consistent EU-wide rules for improving the environmental performance of energy-related products (ErP) – ensuring reduced energy consumption to benefit both businesses and consumers.

These regulations include air conditioning products - which are a major source of energy consumption in buildings - and require all manufacturers to calculate energy usage in a more realistic way, moving from nominal to seasonal calculations (SCOP and SEER).

Hitachi has always engineered the most environmentally-friendly heating and cooling products from its factories, and is delighted that its new product ranges already exceed the 2014 ErP Lot 10 standards.

Look for the ErP Active icon on all pages featuring ErP-compliant products.

The screenshot shows a web browser window titled "Hitachi ErPActive Tool, Ecodesign by Hitachi". The address bar shows the URL "http://erpactive.hitachiircon.com/en/". The page features a header with "Hitachi Air Conditioning Europe SAS" and the slogan "Inspired for tomorrow." alongside the "HITACHI Inspire the Next" logo. A central banner displays the "ErP active TOOL" logo, the text "Ecodesign by HITACHI", and an image of an air conditioning unit with a performance label. Below the banner, a section titled "Do you know Ecodesign Directive ?" provides information about the directive and Hitachi's commitment to environmental standards. A prominent green "GO" button is visible, with "Version : 1.0" and "07/01/2013" below it. The footer contains the copyright notice "© Hitachi, Ltd. 1994, 2013. All rights reserved".



## ErP active tool









Hitachi has also launched an online resource tool for engineers and contractors to create and download energy performance labels and technical data for Hitachi's ErP-compliant products.

Designed to be simple to use, each outdoor/indoor combination can be specified to create an energy performance label – assuming average European climate conditions - which can be previewed on screen, and product combinations adjusted before downloading and printing.

**To find out more, visit [hitachiaircon.com/erpactive](http://hitachiaircon.com/erpactive)**



# Product Range

Room Air Conditioners		(kW)	2.0	2.5	3.5	5.0	6.0	7.1	8.0	9.0	10.0	
Wall Mounted	Summit		●	●	●	●	●	●				<b>A+</b> SCOP 4.4
Wall Mounted	Shirokuma			●	●	●						<b>A+</b> SCOP 4.3
Wall Mounted	S-series		●	●								<b>A++</b> SCOP 4.7
	Cassettes			●	●	●						<b>A</b> SCOP 3.8
	Ducted In the Ceiling			●	●	●						<b>A</b> SCOP 3.8
	Floor Mounted Standard			●	●	●						<b>A+</b> SCOP 4.3
	Floor Mounted Shirokuma			●	●	●						<b>A+</b> SCOP 4.3
Multizone Multi Splits												
	Outdoor Units (Qty IU)			● 2	● 2/3		● 3/4	● 5			● 6	<b>A+</b> SCOP 4.0



# Room Air Conditioners

	Wall Mounted			(600x600) Cassette	Ducted In the Ceiling	Floor Mounted	
	Summit RAK 18~70PPA	Shirokuma RAK 25~50PXA	S-series RAS 18~35PSA	Monozone RAI 25~50RPA	Monozone RAD 25~50RPA	Standard RAF 25~50RPA	Shirokuma RAF 25~50PXA
Nominal Cooling Capacity (kW)	2.0 ~ 7.0	2.5 ~ 5.0	1.8 ~ 3.5	2.5 ~ 5.0	2.5 ~ 5.0	2.5 ~ 5.0	2.5 ~ 5.0
Nominal Heating Capacity (kW)	2.5 ~ 8.0	3.4 ~ 6.3	2.3 ~ 4.0	3.5 ~ 6.2	3.5 ~ 6.0	3.4 ~ 6.0	3.4 ~ 6.5
Seasonal Efficiency SEER <sup>(1)</sup> <sup>(2)</sup>	6.8	6.0	8.5	5.8	5.1	6.0	6.4
Energy Efficiency Class <sup>(2)</sup>	A++	A+	A+++	A+	A	A+	A++
Seasonal Efficiency SCOP <sup>(1)</sup> <sup>(2)</sup> (Average Climate)	4.4	4.3	4.7	3.8	3.8	4.3	4.2
Energy Efficiency Class <sup>(2)</sup>	A++	A+	A++	A	A	A+	A++
Refrigerant / GWP	R410A / 1975	R410A / 1975	R410A / 1975	R410A / 1975	R410A / 1975	R410A / 1975	R410A / 1975
Operating Range (Cooling)	-10°C / +43°C	-10°C / +43°C	-10°C / +43°C	-10°C / +43°C	-10°C / +43°C	-10°C / +43°C	-10°C / +43°C
Operating Range (Heating)	-15°C / +21°C	-15°C / +21°C	-20°C / +21°C	-15°C / +21°C	-15°C / +21°C	-15°C / +21°C	-15°C / +21°C
Remote Controller Type	Infra Red	Infra Red	Infra Red	Infra Red	Not included	Infra Red	Infra Red

<sup>(1)</sup> Data calculated in accordance to prEN14825 and the Commission Communication 2012/C 172/01

<sup>(2)</sup> Selected Models

## Did you know?

In 1983, Hitachi became the first Scoll Compressor manufacturer and introduced the world's first DC Inverter room air conditioning unit.







## Features and Benefits

### Summit wall mounted

RAK-PPA



- Capacities from 2.0kW to 8.0kW
- Compatible with H-LINK control and CS Net Web
- Low noise levels courtesy of Super Low fan speed
- Wasabi air filter for high air quality
- High seasonal efficiency.

### Shirokuma wall mounted

RAK-PXA



- Capacities from 2.5kW to 6.3kW
- Compatible with H-LINK control and CS Net Web
- SCOP of 4.24 (A++) and SEER of 5.95 (A+++)  
for exceptional seasonal efficiency (3.5kW model)
- Elegant design complements any interior
- Low noise levels courtesy of Super Low fan speed
- Nano Titanium air filter for high air quality
- Weekly timer
- Compatible with H-LINK control and CS Net Web.

### S-series wall mounted

RAK-PSA



- Capacities from 1.8kW to 4.0kW
- ErP compliant, A++ to A+++ across the range
- Internal cleaning functions control mould growth and remove dust from the micro mesh stainless filter – automatically
- SCOP of up to 4.72 and SEER of up to 8.5
- Stainless clean surfaces and ionised mist eliminate odours and destroy 99% of airborne viruses and bacteria
- Energy saving sensors adjust heating and cooling levels - and direction of airflow - as room occupancy changes
- Noise levels as low as 22dB(A).

### Monozone cassette

RAI-RPA



- Capacities from 2.5kW to 6.2kW
- Compatible with H-LINK control and CS Net Web
- Mini 600 x 600 cassette design fits standard ceiling module, minimising installation work
- Built-in condensate drain pump
- Weekly timer
- Flexible 2-way, 3-way or 4-way air outlets with auto-oscillation.

### Monozone Ducted In the ceiling

RAD-RPA



- Capacities from 2.5kW to 6.0kW
- Compatible with H-LINK control and CS Net Web
- Compact design
- Built-in condensate drain pump
- Noise levels as low as 20dBA at Super Low speed
- Nano Stainless pre-filter as standard
- Antibacterial Nano Titanium mesh filter.

### Standard floor mounted

RAF-RPA



- Capacities from 2.5kW to 6.0kW
- Compatible with H-LINK control and CS Net Web
- Compact and stylish design
- Low noise levels courtesy of Super Low fan speed
- Wasabi air filter for high air quality
- High seasonal efficiency
- Stainless steel pre-filter as standard.

### Shirokuma floor mounted

RAF-PXA



- Capacities from 2.5kW to 6.5kW
- Compatible with H-LINK control and CS Net Web
- SCOP of 4.14 (A++) and SEER of 6.39 (A+++)  
for exceptional seasonal efficiency (3.5kW model)
- Elegant design complements all interiors
- Low noise levels courtesy of Super Low fan speed
- Nano Titanium air filter for high air quality.



RAK-18-25/35PPA

## Wall Mounted

Indoor Unit			RAK-18PPA	RAK-25PPA
Nominal Cooling Capacity (min - max)		kW	2.00 (0.90 - 2.50)	2.50 (0.90 - 3.10)
Cooling Sensible Capacity		kW	1.9	2.1
UK Cooling Capacity (sensible)		kW	1.9 (1.7)	2.4 (2.0)
Nominal Heating Capacity (min - max)		kW	2.50 (0.90 - 3.20)	3.40 (0.90 - 4.40)
Heating capacity at -7°C <sup>(1)</sup>		kW	1.6	2.2
Nominal cooling power input (min - max)		kW	0.55 (0.25 - 1.01)	0.70 (0.25 - 1.29)
Nominal heating power input (min - max)		kW	0.58 (0.25 - 0.97)	0.88 (0.25 - 1.25)
Seasonal Efficiency SEER <sup>(3)</sup>			5.8	5.8
	Energy Efficiency Class		A+	A+
Seasonal Efficiency SCOP <sup>(3)</sup> (Average Climate)	Annual Energy Consumption	kWh/yr	121	151
	Energy Efficiency Class		A+	A+
Nominal Load Efficiency EER / COP <sup>(4)</sup>	Annual Energy Consumption	kWh/yr	609	823
	Energy Class (Cool/Heat)		3.64 / 4.31 A / A	3.57 / 3.86 A / A
Noise level cooling (sound pressure) (SL / L / M / H)		dB(A)	21/27/33/37	22/24/33/40
Noise level heating (sound pressure) (SL / L / M / H)		dB(A)	19/28/34/38	20/21/34/41
Noise level (sound power) <sup>(2)</sup>		dB(A)	51	54
Air flow cooling mode (SL / L / M / H)		m <sup>3</sup> /h	312/350/400/440	333/370/430/510
Air flow heating mode (SL / L / M / H)		m <sup>3</sup> /h	312/350/420/480	333/400/500/570
Dehumidification		l/h	1.2	1.4
Dimensions (H x W x D)		mm	280 x 780 x 218	280 x 780 x 218
Weight		kg	7.5	7.5
Power supply			35V DC from outdoor unit	35V DC from outdoor unit
Drain diameter (ext)			φ16mm	φ16mm
Remote Control (Standard)			infra red RAR-5E2	infra red RAR-5E2

Outdoor Unit			RAC-18WPA	RAC-25WPA
Noise level cooling (sound pressure) (night mode)		dB(A)	46	48
Noise level heating (sound pressure) (night mode)		dB(A)	47	49
Noise level (sound power) <sup>(2)</sup>		dB(A)	60	62
Air flow (Cooling / Heating)		m <sup>3</sup> /h	1860/1620	1860/1620
Dimensions (H x W x D)		mm	505 x 700 x 258	505 x 700 x 258
Weight		kg	27.0	27.0
Piping diameter (Liquid / Gas)		Inch	1/4 - 3/8	1/4 - 3/8
		mm	6.35 - 9.52	6.35 - 9.52
Minimum Piping Length		m	5	5
Maximum Piping Length / Height Difference		m	20 / 10	20 / 10
Current Quantity of Refrigerant		kg	0.82	0.82
Chargeless / Additional Refrigerant Charge		m / g/m	20 / -	20 / -
Power supply			230V / 1Ph / 50Hz	230V / 1Ph / 50Hz
Recommended fuse size		A	16	16
Starting current		A	5.0	5.0
Running current (cooling / heating)		A	2.65 / 2.84	3.58 / 4.25
Interconnecting Cables		No.	2 + E	2 + E
Working Range (cooling / heating)		°C	-10°C~43°C / -15°C~21°C	-10°C~43°C / -15°C~21°C
Refrigerant / GWP			R410A / 1975	R410A / 1975
Compressor type			Rotary	Rotary

<sup>(1)</sup> Value includes the defrost ratio.

<sup>(2)</sup> Sound power level is the A-weighted sound power level [dB(A)] measured at standard rated conditions for the "cooling" mode operation in accordance to EN12102

<sup>(3)</sup> Data calculated in accordance to prEN14825 and the Commission Communication 2012/C 172/01

<sup>(4)</sup> Nominal load efficiency (Cooling 35°C/27°C, Heating 7°C/20°C)



RAK-60PPA



RAK-70PPA



RAR-5E2

RAK-35PPA	RAK-50PPA	RAK-60PPA	RAK-70PPA
3.50 (0.90 - 4.00)	5.0(0.9 - 5.2)	6.10 (0.9 - 6.5)	7.00 (1.5 - 8.00)
3.2	3.5	4.4	5.4
3.3 (2.5)	4.2 (3.1)	5.3 (4.0)	6.5 (4.8)
4.20 (0.90 - 5.00)	6.00 (0.9 - 8.1)	6.80 (0.9 - 8.5)	8.00 (1.5 - 9.2)
2.7	4.2	4.2	5.6
1.09 (0.25 - 1.46)	1.56 (0.15 - 1.90)	1.85 (0.15 - 2.30)	2.17 (0.20 - 2.82)
1.10 (0.25 - 1.70)	1.66 (0.15 - 2.01)	1.88 (0.12 - 2.55)	2.20 (0.20 - 2.97)
5.9	6.1	6.0	6.8
A+	A++	A+	A++
210	290	350	360
4.3	4.3	4.0	4.4
A+	A+	A+	A+
1,003	1,520	1,670	2,060
3.21 / 3.82	3.21 / 3.61	3.30 / 3.62	3.23 / 3.64
A / A	A / A	A / A	A / A
25/26/36/43	24/28/39/47	30/33/42/48	30/33/42/47
26/27/36/44	27/31/39/47	33/34/42/49	30/33/42/47
57	60	63	61
333/400/485/600	246/330/540/750	480/540/690/930	510/630/870/1020
333/520/550/660	330/420/570/750	480/510/720/1050	510/630/870/1080
1.6	2.8	2.8	4.5
280 x 780 x 218	300X790X230	295x1030x207	333x1150x245
7.5	10.0	12.0	15.0
35V DC from outdoor unit	35V DC from outdoor unit	35V DC & 230V, 1Ph , 50Hz	35V DC & 230V, 1Ph , 50Hz
φ16mm	φ16mm	φ16mm	φ16mm
infra red	Infra red	Infra red	Infra red
RAR-5E2	RAR-5E2	RAR-5E2	RAR-5E2

RAC-35WPA	RAC-50WPA	RAC-60WPA	RAC-70WPA
49	50	50	52
50	52	53	54
63	65	66	67
1920/1620	2160/2160	2160/2160	2820/2820
548x750x288	650X850X298	650x850x298	800x850x298
36.0	45.0	45.0	55.0
1/4 - 3/8	1/4 / 1/2	1/4 / 1/2	1/4 / 5/8
6.35 - 9.52	6.35 - 12.70	6.35 - 12.70	6.35 - 15.88
5	3	3	3
20 / 10	20 / 10	30 / 20	30 / 20
1.00	1.65	1.65	1.85
20 / -	-	30 / -	30 / -
230V / 1Ph / 50Hz	230V / 1Ph / 50Hz	230V / 1Ph / 50Hz	230V / 1Ph / 50Hz
16	16	16	20
5.0	10.0	8.5	10.0
5.00 / 5.03	6.56 / 7.00	7.80 / 7.90	9.10 / 9.30
2 + E	2 + E	4 + E	4 + E
-10°C~43°C / -15°C~21°C	-10°C~43°C / -15°C~21°C	-10°C~43°C / -15°C~21°C	-10°C~43°C / -15°C~21°C
R410A / 1975	R410A / 1975	R410A / 1975	R410A / 1975
Rotary	Twin Rotary	Twin Rotary	Twin Rotary



RAK-PXA



RAR-5E3

## Wall Mounted

Indoor Unit		RAK-25PXA	RAK-35PXA	RAK-50PXA
Nominal Cooling Capacity (min - max)	kW	2.5 (0.9 - 3.1)	3.5 (0.9 - 4.0)	5.0 (0.9 - 5.2)
Cooling Sensible Capacity	kW	2.1	2.6	3.4
UK Cooling Capacity (sensible)	kW	2.2 (2.0)	2.7 (2.4)	4.3 (2.8)
Nominal Heating Capacity (min - max)	kW	3.4 (0.9 - 4.4)	4.2 (0.9 - 5.0)	6.3 (0.9 - 7.9)
Heating Capacity at -7°C <sup>(1)</sup>	kW	2.2	2.7	4.0
Nominal Cooling Power Input (min - max)	kW	0.58 (0.25 - 1.29)	0.92 (0.25 - 1.30)	1.55 (0.15 - 2.20)
Nominal Heating Power Input (min - max)	kW	0.79 (0.25 - 1.25)	1.01 (0.25 - 1.30)	1.75 (0.15 - 2.20)
Seasonal Efficiency SEER <sup>(3)</sup>		5.8	5.9	6.0
Energy Efficiency Class		A+	A+	A+
Annual Energy Consumption	kWh/yr	150	209	300
Seasonal Efficiency SCOP <sup>(3)</sup> (Average Climate)		4.3	4.3	4.2
Energy Efficiency Class		A+	A+	A+
Annual Energy Consumption	kWh/yr	811	999	1,529
Nominal Load Efficiency EER / COP <sup>(4)</sup>		4.31 / 4.30	3.80 / 4.16	3.22 / 3.61
Energy Class (Cool/Heat)		A / A	A / A	A / A
Noise Level Cooling (sound pressure) (SL / L / M / H)	dB(A)	20/26/32/40	22/29/35/42	25/31/39/47
Noise Level Heating (sound pressure) (SL / L / M / H)	dB(A)	20/27/33/40	22/30/35/42	25/31/39/48
Noise level (sound power) <sup>(2)</sup>	dB(A)	54	56	60
Air flow cooling mode (SL / L / M / H)	m <sup>3</sup> /h	210/270/370/480	230/300/400/520	288/408/552/690
Air flow heating mode (SL / L / M / H)	m <sup>3</sup> /h	200/330/420/570	220/360/450/610	288/438/576/780
Dehumidification	l/h	1.4	1.6	3.0
Dimensions (H x W x D)	mm	295×795×198	295×795×198	295×795×198
Weight	kg	10.0	10.0	10.0
Power Supply		35V DC from outdoor unit	35V DC from outdoor unit	35V DC from outdoor unit
Drain Diameter (ext.)		φ16mm	φ16mm	φ16mm
Remote Controller (Standard)		Infra red RAR-5E3	Infra red RAR-5E3	Infra red RAR-5E3

Outdoor Unit		RAC-25WXA	RAC-35WXA	RAC-50WXA
Noise level cooling (sound pressure) (night mode)	dB(A)	46	47	50
Noise level heating (sound pressure) (night mode)	dB(A)	47	49	52
Noise level (sound power) <sup>(2)</sup>	dB(A)	60	61	65
Air flow (Cooling / Heating)	m <sup>3</sup> /h	1860 / 1620	1920 / 1620	1950 / 1750
Dimensions (H x W x D)	mm	548×750×288	548×750×288	600×792×299
Weight	kg	31.0	35.0	42.0
Piping diameter (Liquid / Gas)	Inch	1/4 - 3/8	1/4 - 3/8	1/4 / 1/2
	mm	6.35 - 9.52	6.35 - 9.52	6.35 - 12.70
Minimum Piping Length	m	5	5	5
Maximum Piping Length / Height Difference	m	20 / 10	20 / 10	20 / 10
Current Quantity of Refrigerant	kg	0.87	1.05	1.35
Chargeless / Additional Refrigerant Charge	m / g/m	20 / -	20 / -	20 / -
Power supply		230V / 1Ph / 50Hz	230V / 1Ph / 50Hz	230V / 1Ph / 50Hz
Recommended fuse size	A	16	16	16
Starting current	A	5.0	5.0	8.0
Running current (cooling / heating)	A	2.97/3.82	4.21/4.62	tbc/tbc
Interconnecting Cables	No.	2 + E	2 + E	2 + E
Working Range (cooling / heating)	°C	-10°C~43°C / -15°C~21°C	-10°C~43°C / -15°C~21°C	-10°C~43°C / -15°C~21°C
Refrigerant / GWP		R410A / 1975	R410A / 1975	R410A / 1975
Compressor type		Rotary	Rotary	Rotary

<sup>(1)</sup> Value includes the defrost ratio.

<sup>(2)</sup> Sound power level is the A-weighted sound power level [dB(A)] measured at standard rated conditions for the "cooling" mode operation in accordance to EN12102

<sup>(3)</sup> Data calculated in accordance to prEN14825 and the Commission Communication 2012/C 172/01

<sup>(4)</sup> Nominal load efficiency (Cooling 35°C/27°C, Heating 7°C/20°C)


**RAC S-series**


RAR-5F1



RAK-PSA

## Wall Mounted

Indoor Unit		RAK-18PSA	RAK-25PSA	RAK-35PSA
Nominal Cooling Capacity (min - max)	kW	1.8 (0.5 - 2.8)	2.5 (0.5 - 3.4)	3.5 (0.5 - 4.1)
Cooling Sensible Capacity	kW	1.8	2.2	2.7
UK Cooling Capacity (sensible)	kW	1.9 (1.7)	2.7 (2.4)	4.3 (2.8)
Nominal Heating Capacity (min - max)	kW	2.3 (0.6 - 4.6)	3.2 (0.6 - 5.5)	4.0 (0.6 - 5.8)
Heating capacity at -7°C <sup>(1)</sup>	kW	1.5	2.1	2.6
Nominal cooling power input (min - max)	kW	0.30 (0.07 - 0.88)	0.47 (0.07 - 0.96)	0.81 (0.07 - 1.35)
Nominal heating power input (min - max)	kW	0.37 (0.06 - 1.07)	0.57 (0.06 - 1.41)	0.79 (0.06 - 1.49)
Seasonal Efficiency SEER <sup>(3)</sup>		7.4	8.5	8.5
Energy Efficiency Class		A++	A+++	A+++
Annual Energy Consumption	kWh/yr	85	108	151
Seasonal Efficiency SCOP <sup>(3)</sup> (Average Climate)		4.6	4.7	4.7
Energy Efficiency Class		A++	A++	A++
Annual Energy Consumption	kWh/yr	508	695	860
Nominal Load Efficiency EER / COP <sup>(4)</sup>		6.00 / 6.13	5.32 / 5.61	4.35 / 5.06
Energy Class (Cool/Heat)		A / A	A / A	A / A
Noise level cooling (sound pressure) (SL / L / M / H)	dB(A)	22/28/34/40	22/28/34/42	23/28/34/44
Noise level heating (sound pressure) (SL / L / M / H)	dB(A)	22/30/34/41	22/30/34/42	23/30/34/44
Noise level (sound power) <sup>(2)</sup>	dB(A)	54	56	58
Air flow cooling mode (SL / L / M / H)	m <sup>3</sup> /h	260/300/420/ 470	260/320/420/510	270/320/420/520
Air flow heating mode (SL / L / M / H)	m <sup>3</sup> /h	260/300/420/540	260/370/520/600	270/410/520/610
Dehumidification	l/h	1.2	1.4	1.6
Dimensions (H x W x D)	mm	295x798x233	295x798x233	295x798x233
Weight	kg	12.0	12.0	12.0
Power supply		220-230V	220-230V	220-230V
Drain diameter (ext)		φ16mm	φ16mm	φ16mm
Remote Control (Standard)		Infra red RAR-5F1	Infra red RAR-5F1	Infra red RAR-5F1

Outdoor Unit		RAC-18WSA	RAC-25WSA	RAC-35WSA
Noise level cooling (sound pressure) (night mode)	dB(A)	46	48	49
Noise level heating (sound pressure) (night mode)	dB(A)	46	48	49
Noise level (sound power) <sup>(2)</sup>	dB(A)	60	62	63
Air flow (Cooling / Heating)	m <sup>3</sup> /h	1860 / 1620	1860 / 1620	1920 / 1620
Dimensions (H x W x D)	mm	600x792x299	600x792x299	600x792x299
Weight	kg	40	40	40
Piping diameter (Liquid / Gas)	Inch	1/4 - 1/2	1/4 - 1/2	1/4 - 1/2
	mm	6.35 - 12.70	6.35 - 12.70	6.35 - 12.70
Minimum Piping Length	m	5	5	5
Maximum Piping Length / Height Difference	m	20 / 10	20 / 10	20 / 10
Current Quantity of Refrigerant	kg	1.35	1.35	1.35
Chargeless / Additional Refrigerant Charge	m / g/m	20 / -	20 / -	20 / -
Power supply		230V / 1Ph / 50Hz	230V / 1Ph / 50Hz	230V / 1Ph / 50Hz
Recommended fuse size	A	16	16	16
Starting current	A	2.2	2.2	2.2
Running current (cooling / heating)	A	1.89/2.27	2.81/3.37	4.63/4.54
Interconnecting Cables	No.	4	4	4
Working Range (cooling / heating)	°C	-10°C~43°C / -20°C~21°C	-10°C~43°C / -20°C~21°C	-10°C~43°C / -20°C~21°C
Refrigerant / GWP		R410A / 1975	R410A / 1975	R410A / 1975
Compressor type		Scroll	Scroll	Scroll

<sup>(1)</sup> Value includes the defrost ratio.

<sup>(2)</sup> Sound power level is the A-weighted sound power level [dB(A)] measured at standard rated conditions for the "cooling" mode operation in accordance to EN12102

<sup>(3)</sup> Data calculated in accordance to prEN14825 and the Commission Communication 2012/C 172/01

<sup>(4)</sup> Nominal load efficiency (Cooling 35°C/27°C, Heating 7°C/20°C)



RAI-RPA

RAR-5E2

## Mini (600x600) Cassette

Indoor Unit		RAI-25RPA	RAI-35RPA	RAI-50RPA
Nominal Cooling Capacity (min - max)	kW	2.5 (0.9 - 3.0)	3.5 (0.9 - 4.0)	5.0 (0.9 - 5.2)
Cooling Sensible Capacity	kW	2.0	2.9	3.8
UK Cooling Capacity (sensible)	kW	2.3 (1.8)	3.2 (2.0)	4.1 (3.0)
Nominal Heating Capacity (min - max)	kW	3.5 (0.9 - 5.0)	4.8 (0.9 - 6.6)	6.2 (0.9 - 7.6)
Heating Capacity at -7°C <sup>(1)</sup>	kW	2.4	3.2	3.7
Nominal Cooling Power Input (min - max)	kW	0.69 (0.15 - 1.05)	1.10 (0.15 - 1.28)	1.99 (0.15 - 2.20)
Nominal Heating Power Input (min - max)	kW	0.94 (0.15 - 1.40)	1.36 (0.11 - 1.92)	2.16 (0.15 - 2.70)
Seasonal Efficiency SEER <sup>(3)</sup>		5.7	5.8	5.2
	Energy Efficiency Class	A+	A+	A
Annual Energy Consumption	kWh/yr	150	210	340
Seasonal Efficiency SCOP <sup>(3)</sup> (Average Climate)		3.8	3.8	3.8
	Energy Efficiency Class	A	A	A
Annual Energy Consumption	kWh/yr	1,000	1,310	1,560
Nominal Load Efficiency EER / COP <sup>(4)</sup>		3.60 / 3.72	3.18 / 3.53	2.51 / 2.87
	Energy Class (Cool/Heat)	A / A	B / B	E / D
Noise Level Cooling (sound pressure) (SL / L / M / H)	dB(A)	25/29/32/35	26/29/34/39	29/32/35/43
Noise Level Heating (sound pressure) (SL / L / M / H)	dB(A)	27/30/33/36	29/32/36/40	30/32/36/43
Noise level (sound power) <sup>(2)</sup>	dB(A)	50	58	58
Air flow cooling mode (SL / L / M / H)	m <sup>3</sup> /h	330/348/420/510	330/348/480/648	330/348/480/720
Air flow heating mode (SL / L / M / H)	m <sup>3</sup> /h	330/348/420/510	330/348/480/648	330/348/480/720
Dehumidification	l/h	1.4	1.8	2.0
Dimensions (H x W x D)	mm	285x580x580	285x580x580	285x580x580
Weight	kg	20.0	20.0	20.0
Panel dimensions (H x W x D)	mm	32x650x650	32x650x650	32x650x650
Panel weight	kg	4.0	4.0	4.0
Panel reference		RAI-ECPP	RAI-ECPP	RAI-ECPP
Included drain pump		yes	yes	yes
Power Supply		35V DC from outdoor unit	35V DC from outdoor unit	35V DC from outdoor unit
Drain Diameter (ext)		φ16mm	φ16mm	φ16mm
Remote Controller (Standard)		RAR-5E2	RAR-5E2	RAR-5E2

Outdoor Unit		RAC-25NPA	RAC-35NPA	RAC-50NPA
Noise level cooling (sound pressure) (night mode)	dB(A)	46	47	50
Noise level heating (sound pressure) (night mode)	dB(A)	46	49	52
Noise level (sound power) <sup>(2)</sup>	dB(A)	65	65	65
Air flow (Cooling / Heating)	m <sup>3</sup> /h	1620 / 1620	1620 / 1620	2160 / 2160
Dimensions (H x W x D)	mm	570x750x280	570x750x280	650x850x298
Weight	kg	38.0	38.0	45.0
Piping diameter (Liquid / Gas)	Inch	1/4 - 3/8	1/4 - 3/8	1/4 / 1/2
	mm	6.35 - 9.52	6.35 - 9.52	6.35 - 12.70
Minimum Piping Length	m	5	5	5
Maximum Piping Length / Height Difference	m	20 / 10	20 / 10	20 / 10
Current Quantity of Refrigerant	kg	1.15	1.15	1.40
Chargeless / Additional Refrigerant Charge	m / g/m	20 / -	20 / -	20 / -
Power supply		AC 220-240V/1ph/50Hz	AC 220-240V/1ph/50Hz	AC 220-240V/1ph/50Hz
Recommended fuse size	A	16	16	16
Starting current	A	4.2	4.2	10.0
Running current (cooling / heating)	A	3.20-2.93 / 4.30-3.96	4.94-4.72 / 6.04-5.77	9.2-8.4 / 10.6-9.7
Interconnecting Cables	No.	2 + E	2 + E	2 + E
Working Range (cooling / heating)	°C	-10°C~43°C / -15°C~21°C	-10°C~43°C / -15°C~21°C	-10°C~43°C / -15°C~21°C
Refrigerant / GWP		R410A / 1975	R410A / 1975	R410A / 1975
Compressor type		Twin Rotary	Twin Rotary	Twin Rotary

<sup>1)</sup> Value includes the defrost ratio.

<sup>2)</sup> Sound power level is the A-weighted sound power level [dB(A)] measured at standard rated conditions for the "cooling" mode operation in accordance to EN12102

<sup>3)</sup> Data calculated in accordance to prEN14825 and the Commission Communication 2012/C 172/01

<sup>4)</sup> Nominal load efficiency (Cooling 35°C/27°C, Heating 7°C/20°C)



## RAC Monozone



RAD-RPA

### Ducted In the Ceiling

Indoor Unit			RAD-25RPA	RAD-35RPA	RAD-50RPA
Nominal Cooling Capacity (min - max)	kW		2.5 (0.9 - 3.0)	3.5 (0.9 - 4.0)	5.0 (0.9 - 5.6)
Cooling Sensible Capacity	kW		2.0	2.5	3.8
UK Cooling Capacity (sensible)	kW		2.3 (1.8)	3.2 (2.2)	4.1 (3.0)
Nominal Heating Capacity (min - max)	kW		3.5 (0.9 - 5.5)	4.8 (0.9 - 6.6)	6.0 (0.9 - 7.5)
Heating Capacity at -7°C <sup>(1)</sup>	kW		2.3	3.1	3.6
Nominal Cooling Power Input (min - max)	kW		0.69 (0.15 - 1.05)	1.24 (0.15 - 1.28)	2.00 (0.15 - 2.06)
Nominal Heating Power Input (min - max)	kW		0.97 (0.11 - 1.40)	1.70 (0.11 - 1.92)	2.30 (0.11 - 2.53)
Seasonal Efficiency SEER <sup>(3)</sup>			5.1	5.1	4.7
Energy Efficiency Class			A	A	B
Annual Energy Consumption	kWh/yr		180	240	380
Seasonal Efficiency SCOP <sup>(3)</sup> (Average Climate)			3.8	3.8	3.8
Energy Efficiency Class			A	A	A
Annual Energy Consumption	kWh/yr		960	1,280	1,560
Nominal Load Efficiency EER / COP <sup>(4)</sup>			3.60 / 3.61	2.82 / 2.82	2.50 / 2.61
Energy Class (Cool/Heat)			A / A	C / D	E / E
Noise Level Cooling (sound pressure) (SL / L / M / H)	dB(A)		29/31/34/36	29/31/34/36	29/32/35/38
Noise Level Heating (sound pressure) (SL / L / M / H)	dB(A)		27/30/33/37	27/30/33/37	29/32/35/38
Noise level (sound power) <sup>(2)</sup>	dB(A)		57	57	58
Air flow cooling mode (SL / L / M / H)	m <sup>3</sup> /h		330/390/450/510	330/390/450/510	330/360/450/510
Air flow heating mode (SL / L / M / H)	m <sup>3</sup> /h		360/420/480/600	360/420/480/600	360/420/480/630
Static pressure (SL / L / M / H) (nominal conditions SP 00)	Pa		tbc	tbc	tbc
Dehumidification	l/h		1.4	2.1	2.8
Dimensions (H x W x D)	mm		235x750x400	235x750x400	235x750x400
Weight	kg		19.0	19.0	19.0
Included drain pump			yes	yes	yes
Power Supply			35V DC from outdoor unit	35V DC from outdoor unit	35V DC from outdoor unit
Drain Diameter (ext)			φ16mm	φ16mm	φ16mm
Remote Controller (not included)			Wired or wireless available	Wired or wireless available	Wired or wireless available

Outdoor Unit			RAC-25NPA	RAC-35NPA	RAC-50NPA
Noise level cooling (sound pressure) (night mode)	dB(A)		46	47	50
Noise level heating (sound pressure) (night mode)	dB(A)		46	49	52
Noise level (sound power) <sup>(2)</sup>	dB(A)		65	65	65
Air flow (Cooling / Heating)	m <sup>3</sup> /h		1620 / 1620	1620 / 1620	2160 / 2160
Dimensions (H x W x D)	mm		570x750x280	570x750x280	650x850x298
Weight	kg		38.0	38.0	45.0
Piping diameter (Liquid / Gas)	Inch		1/4 - 3/8	1/4 - 3/8	1/4 / 1/2
	mm		6.35 - 9.52	6.35 - 9.52	6.35 - 12.70
Minimum Piping Length	m		5	5	5
Maximum Piping Length / Height Difference	m		20 / 10	20 / 10	20 / 10
Current Quantity of Refrigerant	kg		1.15	1.15	1.40
Chargeless / Additional Refrigerant Charge	m / g/m		20 / -	20 / -	20 / -
Power supply			AC 220-240V/1ph/50Hz	AC 220-240V/1ph/50Hz	AC 220-240V/1ph/50Hz
Recommended fuse size	A		16	16	16
Starting current	A		4.2	4.2	10.0
Running current (cooling / heating)	A		3.20-2.93 / 4.30-3.96	4.94-4.72 / 6.04-5.77	9.2-8.4 / 10.6-9.7
Interconnecting Cables	No.		2 + E	2 + E	2 + E
Working Range (cooling / heating)	°C		-10°C~43°C / -15°C~21°C	-10°C~43°C / -15°C~21°C	-10°C~43°C / -15°C~21°C
Refrigerant / GWP			R410A / 1975	R410A / 1975	R410A / 1975
Compressor type			Twin Rotary	Twin Rotary	Twin Rotary

Pricing does not include a Remote Controller, see page 27 for wired or wireless remote controllers

<sup>1)</sup> Value includes the defrost ratio.

<sup>2)</sup> Sound power level is the A-weighted sound power level [dB(A)] measured at standard rated conditions for the "cooling" mode operation in accordance to EN12102

<sup>3)</sup> Data calculated in accordance to prEN14825 and the Commission Communication 2012/C 172/01

<sup>4)</sup> Nominal load efficiency (Cooling 35°C/27°C, Heating 7°C/20°C)



## RAC Floor Mounted



RAF-RPA



RAR-5E2

## Standard Floor Mounted

Indoor Unit		RAF-25RPA	RAF-35RPA	RAF-50RPA
Nominal Cooling Capacity (min - max)	kW	2.5 (0.9 - 3.1)	3.5 (1.1 - 4.2)	5.0 (1.9 - 5.2)
Cooling Sensible Capacity	kW	2.3	2.9	3.8
UK Cooling Capacity (sensible)	kW	2.1 (1.9)	2.9 (2.5)	4.2 (3.2)
Nominal Heating Capacity (min - max)	kW	3.4 (0.9 - 4.4)	4.2 (1.1 - 5.2)	6.0 (2.2 - 7.3)
Heating Capacity at -7°C <sup>(1)</sup>	kW	2.2	2.7	3.9
Nominal Cooling Power Input (min - max)	kW	0.67 (0.25 - 1.29)	0.94 (0.25 - 1.40)	1.51 (0.50 - 2.10)
Nominal Heating Power Input (min - max)	kW	0.85 (0.25 - 1.25)	1.05 (0.25 - 1.80)	1.66 (0.50 - 2.70)
Seasonal Efficiency SEER <sup>(3)</sup>		5.80	6.00	5.86
Energy Efficiency Class		A+	A+	A+
Annual Energy Consumption	kWh/yr	151	202	299
Seasonal Efficiency SCOP <sup>(3)</sup> (Average Climate)		4.30	4.30	4.00
Energy Efficiency Class		A+	A+	A+
Annual Energy Consumption	kWh/yr	774	989	1,518
Nominal Load Efficiency EER / COP <sup>(4)</sup>		3.73 / 4.00	3.72 / 4.00	3.31 / 3.61
Energy Class (Cool/Heat)		A / A	A / A	A / A
Noise Level Cooling (sound pressure) (SL / L / M / H)	dB(A)	23 / 26 / 32 / 40	25 / 29 / 35 / 42	25 / 30 / 37 / 46
Noise Level Heating (sound pressure) (SL / L / M / H)	dB(A)	23 / 27 / 33 / 40	26 / 30 / 35 / 42	25 / 30 / 37 / 47
Noise level (sound power) <sup>(2)</sup>	dB(A)	54	56	60
Air flow cooling mode (SL / L / M / H)	m <sup>3</sup> /h	378 / 462 / 540	400 / 485 / 600	430 / 530 / 650
Air flow heating mode (SL / L / M / H)	m <sup>3</sup> /h	408 / 498 / 600	440 / 525 / 600	470 / 570 / 720
Dehumidification	l/h	1.4	1.6	2.0
Dimensions (H x W x D)	mm	600 x 760 x 235	600 x 760 x 235	600 x 760 x 235
Weight	kg	14.0	14.0	14.0
Included drain pump		no	no	no
Power Supply		35V DC from outdoor unit	35V DC from outdoor unit	35V DC from outdoor unit
Drain Diameter (ext)		φ16mm	φ16mm	φ16mm
Remote Controller (Standard)		infra red RAR-5E2	infra red RAR-5E2	infra red RAR-5E2

Outdoor Unit		RAC-25FPA	RAC-35FPA	RAC-50FPA
Noise Level Cooling (sound pressure) (night mode)	dB(A)	47	48	51
Noise Level Heating (sound pressure) (night mode)	dB(A)	49	49	52
Noise level (sound power) <sup>(2)</sup>	dB(A)	61	62	65
Air flow (Cooling / Heating)	m <sup>3</sup> /h	1860/1620	1920/1620	2160/2160
Dimensions (H x W x D)	mm	548 x 750 x 288	548 x 750 x 288	600 x 792 x 299
Weight	kg	31.0	35.0	40.0
Piping Diameter (Liquid / Gas)	Inch	1/4 - 3/8	1/4 - 3/8	1/4 / 1/2
	mm	6.35 - 9.52	6.35 - 9.52	6.35 - 12.70
Minimum Piping Length	m	5	5	5
Maximum Piping Length / Height Difference	m	20 / 10	20 / 10	20 / 10
Current Quantity of Refrigerant	kg	0.87	1.05	1.25
Chargeless / Additional Refrigerant Charge	m / g/m	20 / -	20 / -	20 / -
Power supply		230V / 1Ph / 50Hz	230V / 1Ph / 50Hz	230V / 1Ph / 50Hz
Recommended fuse size	A	16	16	16
Starting Current	A	5.0	5.0	9.0
Running Current (Cooling / Heating)	A	3.43 / 4.11	4.30 / 4.81	6.63 / 7.29
Interconnecting Cables	No.	2 + E	2 + E	2 + E
Working Range (Cooling / Heating)	°C	-10°C~43°C / -15°C~21°C	-10°C~43°C / -15°C~21°C	-10°C~43°C / -15°C~21°C
Refrigerant / GWP		R410A / 1975	R410A / 1975	R410A / 1975
Compressor type		Rotary	Rotary	Rotary

<sup>1)</sup> Value includes the defrost ratio.

<sup>2)</sup> Sound power level is the A-weighted sound power level [dB(A)] measured at standard rated conditions for the "cooling" mode operation in accordance to EN12102

<sup>3)</sup> Data calculated in accordance to prEN14825 and the Commission Communication 2012/C 172/01

<sup>4)</sup> Nominal load efficiency (Cooling 35°C/27°C, Heating 7°C/20°C)





RAC Shirokuma



RAR-5E4



RAF-PXA

## Floor Mounted

Indoor Unit		RAF-25PXA	RAF-35PXA	RAF-50PXA
Nominal Cooling Capacity (min - max)	kW	2.5 (0.9 - 3.1)	3.5(0.9 - 4.0)	5.0 (0.9 - 5.2)
Cooling Sensible Capacity	kW	2.50	2.95	3.80
UK Cooling Capacity (sensible)	kW	2.4 (1.9)	3.1 (2.5)	4.2 (3.1)
Nominal Heating Capacity (min - max)	kW	3.4(0.9 - 4.4)	4.5(0.9 - 5.0)	6.5 (0.9 - 8.1)
Heating Capacity at -7°C <sup>(1)</sup>	kW	2.3	2.9	4.0
Nominal Cooling Power Input (min - max)	kW	0.58 (15 - 1.16)	1.02 (0.15 - 1.38)	1.56 (0.15 - 1.95)
Nominal Heating Power Input (min - max)	kW	0.79 (0.11 - 1.17)	1.22 (0.11 - 1.35)	1.78 (0.15 - 2.10)
Seasonal Efficiency SEER <sup>(3)</sup>		6.38	6.39	5.97
Energy Efficiency Class		A++	A++	A+
Annual Energy Consumption	kWh/yr	140	196	299
Seasonal Efficiency SCOP <sup>(3)</sup> (Average Climate)		4.24	4.14	4.15
Energy Efficiency Class		A+	A+	A+
Annual Energy Consumption	kWh/yr	824	1,120	1,614
Nominal Load Efficiency EER / COP <sup>(4)</sup>		4.31 / 4.30	3.43 / 3.69	3.21 / 3.65
Energy Class (Cool/Heat)		A / A	A / A	A / A
Noise Level Cooling (sound pressure) (SL / L / M / H)	dB(A)	20/26/31/38	20/26/31/39	22/29/36/43
Noise Level Heating (sound pressure) (SL / L / M / H)	dB(A)	20/26/31/38	20/26/31/39	22/29/36/44
Noise level (sound power) <sup>(2)</sup>	dB(A)	55	56	59
Air flow cooling mode (SL / L / M / H)	m <sup>3</sup> /h	270/390/510/630	270/390/510/630	300/450/540/720
Air flow heating mode (SL / L / M / H)	m <sup>3</sup> /h	300/420/540/660	300/420/540/660	330/480/570/750
Dehumidification	l/h	1.4	1.9	2.8
Dimensions (H x W x D)	mm	590x750x215	590x750x215	590x750x215
Weight	kg	15.0	15.0	15.0
Included drain pump		no	no	no
Power Supply		35V DC from outdoor unit	35V DC from outdoor unit	35V DC from outdoor unit
Drain Diameter (ext)		φ16mm	φ16mm	φ16mm
Remote Controller (Standard)		Infra red RAR-5E4	Infra red RAR-5E4	Infra red RAR-5E4

Outdoor Unit		RAC-25FXA	RAC-35FXA	RAC-50FXA
Noise Level Cooling (sound pressure) (night mode)	dB(A)	45	46	50
Noise Level Heating (sound pressure) (night mode)	dB(A)	47	48	52
Noise level (sound power) <sup>(2)</sup>	dB(A)	62	63	65
Air flow (Cooling / Heating)	m <sup>3</sup> /h	1860 / 1620	1920 / 1620	1950 / 1750
Dimensions (H x W x D)	mm	590x750x215	590x750x215	600x792x299
Weight	kg	35.0	35.0	42.0
Piping Diameter (Liquid / Gas)	Inch	1/4 - 3/8	1/4 - 3/8	1/4 / 1/2
	mm	6.35 - 9.52	6.35 - 9.52	6.35 - 12.70
Minimum Piping Length	m	5	5	5
Maximum Piping Length / Height Difference	m	20 / 10	20 / 10	20 / 10
Current Quantity of Refrigerant	kg	0.87	0.87	1.45
Chargeless / Additional Refrigerant Charge	m / g/m	20 / -	20 / -	30 / -
Power supply		230V / 1Ph / 50Hz	230V / 1Ph / 50Hz	230V / 1Ph / 50Hz
Recommended fuse size	A	16	16	16
Starting Current	A	tbc	tbc	tbc
Running Current (Cooling / Heating)	A	2.66 / 3.63	4.68 / 5.60	7.16 / 8.17
Interconnecting Cables	No.	2 + E	2 + E	2 + E
Working Range (Cooling / Heating)	°C	-10°C~43°C / -15°C~21°C	-10°C~43°C / -15°C~21°C	-10°C~43°C / -15°C~21°C
Refrigerant / GWP		R410A / 1975	R410A / 1975	R410A / 1975
Compressor type		Scroll	Scroll	Scroll

<sup>1)</sup> Value includes the defrost ratio.

<sup>2)</sup> Sound power level is the A-weighted sound power level [dB(A)] measured at standard rated conditions for the "cooling" mode operation in accordance to EN12102

<sup>3)</sup> Data calculated in accordance to prEN14825 and the Commission Communication 2012/C 172/01

<sup>4)</sup> Nominal load efficiency (Cooling 35°C/27°C, Heating 7°C/20°C)

# Multizone Multi Split systems

	2 Room		3 Room		4 Room	5 Room	6 Room
	RAM-36NP2A	RAM-53NP2A	RAM-53NP3A	RAM-68NP3A	RAM-70NP4A	RAM-90NP5A	RAM-130NP6A
Nominal Cooling Capacity (kW)	3.6 (1.5 - 4.0)	5.3 (1.5 - 6.6)	5.3 (1.5 - 6.6)	6.8 (2.4 - 8.8)	7.0 (2.4 - 8.8)	8.5 (1.5 - 9.5)	12.6 (1.5 - 13.2)
Nominal Heating Capacity (kW)	5.2 (1.5 - 5.5)	6.8 (1.5 - 7.2)	6.8 (1.5 - 7.2)	8.5 (2.8 - 9.5)	8.5 (2.8 - 9.5)	11.0 (1.5 - 11.5)	14.4 (1.5 - 14.4)
Seasonal Efficiency SEER <sup>(1) (2)</sup>	5.13	6.07	6.07	5.78	5.63	6.89	3.1 <sup>(EER)</sup>
Energy Efficiency Class <sup>(2)</sup>	A	A+	A+	A+	A+	A++	B (Energy Label)
Seasonal Efficiency SCOP <sup>(1) (2)</sup> (Average Climate)	3.80	4.01	4.01	4.00	3.80	3.80	3.8 <sup>(COP)</sup>
Energy Efficiency Class <sup>(2)</sup>	A	A+	A+	A+	A	A	A (Energy Label)
Refrigerant / GWP	R410A / 1975	R410A / 1975	R410A / 1975	R410A / 1975	R410A / 1975	R410A / 1975	R410A / 1975
Operating Range (Cooling)	-10°C / +43°C	-10°C / +43°C	-10°C / +43°C	-10°C / +43°C	-10°C / +43°C	-10°C / +43°C	-10°C / +43°C
Operating Range (Heating)	-15°C / +21°C	-15°C / +21°C	-15°C / +21°C	-15°C / +21°C	-15°C / +21°C	-15°C / +21°C	-15°C / +21°C
Remote Controller Type	Infra Red or Wired	Infra Red or Wired	Infra Red or Wired	Infra Red or Wired	Infra Red or Wired	Infra Red or Wired	Infra Red or Wired

<sup>(1)</sup> Data calculated in accordance to prEN14825 and the Commission Communication 2012/C 172/01

<sup>(2)</sup> Selected Models

**Did you know?**

Hitachi's Multizone range achieves a system power factor of almost 100%





## Features and Benefits

The Hitachi Multizone range was the world's first all-DC Inverter Multisplit system with zone by zone cooling or heating for up to six rooms. Hitachi DC scroll and DC twin-rotary compressor, together with award-winning DC inverter PAM technology, aid the achievement of a system power factor of almost 100%, thus providing unparalleled performance and efficiency.

### Wall mounted Shirokuma

RAK-QXA



- Capacities from 1.8kW to 6.5kW
- Elegant design complements all interiors
- Low noise levels courtesy of Super Low fan speed
- Nano Titanium air filter for high air quality
- Weekly timer
- High seasonal efficiency.

### 600 x 600 cassette

RAI-RPA



- Capacities from 2.5kW to 6.2kW
- Compact 600mm x 600mm design fits standard ceiling module, minimising installation work
- Built-in condensate drain pump
- Weekly timer
- Flexible 2-way, 3-way or 4-way air outlets with auto-oscillation.

### Floor mounted Shirokuma

RAF-QXA



- Capacities from 2.5kW to 6.5kW
- Elegant design complements all interiors
- SCOP of 4.14 (A++) and SEER of 6.39 (A+++)  
for exceptional seasonal efficiency (3.5kW model)
- Low noise levels courtesy of Super Low fan speed
- Nano Titanium air filter for high air quality
- Weekly timer.

### Floor mounted Standard

RAF-RPA



- Capacities from 2.5kW to 6.0kW
- Low noise levels courtesy of Super Low fan speed
- Wasabi air filter for high air quality
- High seasonal efficiency.

### Ducted In the ceiling

RAD-RPA



- Capacities from 1.8kW to 6.0kW
- Built-in condensate drain pump
- Noise levels as low as 20dBA at Super Low speed
- Nano Stainless pre-filter as standard
- Antibacterial Nano Titanium mesh filter.



# RAC Multizone



RAM 36NP2A



RAM 53NP2/3A

Outdoor Unit			RAM-36NP2A	RAM-53NP2A	RAM-53NP3A
Nominal Cooling Capacity (min - max)	kW		3.6 (1.5 - 4.0)	5.3 (1.5 - 6.6)	5.3 (1.5 - 6.6)
Nominal Heating Capacity (min - max)	kW		5.2 (1.5 - 5.5)	6.8 (1.5 - 7.2)	6.8 (1.5 - 7.2)
Nominal Cooling Power Input (min - max)	kW		0.97 (0.20 - 1.05)	1.53 (0.20 - 1.66)	1.56 (0.20 - 1.68)
Nominal Heating Power Input (min - max)	kW		1.25 (0.20 - 1.50)	1.79 (0.20 - 2.01)	1.69 (0.20 - 1.86)
Seasonal Efficiency SEER <sup>(3)</sup>			5.13	6.07	6.07
	Energy Efficiency Class		A	A+	A+
	Annual Energy Consumption	kWh/yr	240	310	310
Seasonal Efficiency SCOP <sup>(3)</sup> (Average Climate)			3.80	4.01	4.01
	Energy Efficiency Class		A	A+	A+
	Annual Energy Consumption	kWh/yr	1,121	1,750	1,750
Nominal Load Efficiency EER / COP <sup>(4)</sup>			3.71 / 4.16	3.47 / 3.80	3.41 / 4.03
	Energy Class (Cool/Heat)		A / A	A / A	A / A
Minimum / Maximum indoor units connectable			2 / 2	2 / 2	2 / 3
Noise Level Cooling (sound pressure) (night mode)	dB(A)		49(43)	52(tbc)	52(tbc)
Noise Level Heating (sound pressure) (night mode)	dB(A)		51(44)	53(tbc)	53(tbc)
Noise level (sound power) <sup>(2)</sup>	dB(A)		65	65	65
Air flow (Cooling / Heating)	m <sup>3</sup> /h		1620 / 1620	2160 / 2160	2160 / 2160
Dimensions (H x W x D)	mm		570x750x280	650x850x298	650x850x298
Weight	kg		40.0	50.0	50.0
Piping Diameter (Liquid / Gas)	Inch		1/4 x 2 / 3/8 x 2	1/4 x 2 / 3/8 x 2	1/4 x 3 / 3/8 x 3
	mm		6.35 x 2 / 9.52 x 2	6.35 x 2 / 9.52 x 2	6.35 x 2 / 9.52 x 2
Minimum Piping Length	m		5	5	5
Maximum Piping Length / Height Difference <sup>(5)</sup>	m		35 / 20	35 / 20	45 / 20
Current Quantity of Refrigerant	kg		1.45	1.65	1.65
Chargeless / Additional Refrigerant Charge	m / g/m		35 / -	35 / -	35 / 20
Power supply			1Phase 220-240V 50/60Hz	220-240V/1ph/ 50/60Hz	220-240V/1ph/ 50/60Hz
Recommended fuse size	A		16	16	16
Starting Current	A		5.8	11.0	11.0
Running Current (Cooling / Heating)	A		4.44 / 3.90	7.00 / 8.20	7.14 / 7.71
Interconnecting Cables	No		2 + E / indoor	2 + E / indoor	2 + E / indoor
Working Range (Cooling / Heating)	°C		-10°C~43°C / -15°C~21°C	-10°C~43°C / -15°C~21°C	-10°C~43°C / -15°C~21°C
Refrigerant / GWP			R410A / 1975	R410A / 1975	R410A / 1975
Compressor type			Twin Rotary	Twin Rotary	Twin Rotary

<sup>(2)</sup> Sound power level is the A-weighted sound power level [dB(A)] measured at standard rated conditions for the “cooling” mode operation in accordance to EN12102

<sup>(3)</sup> Data calculated in accordance to prEN14825 and the Commission Communication 2012/C 172/01

<sup>(4)</sup> Nominal load efficiency (Cooling 35°C/27°C, Heating 7°C/20°C)

<sup>(5)</sup> For individual and total piping lengths please refer to table on page 29

## RAC Multizone



RAM 70NP4A



RAM 90NP5A



RAM 130NP6A

RAM-68NP3A	RAM-70NP4A	RAM-90NP5A	RAM-130NP6A
6.8 (2.4 - 8.8)	7.0 (2.4 - 8.8)	8.5 (1.5 - 9.5)	12.6 (1.5 - 13.2)
8.5 (2.8 - 9.5)	8.5 (2.8 - 9.5)	11.0 (1.5 - 11.5)	14.4 (1.5 - 14.4)
2.12 (0.46 - 3.20)	2.11 (0.46 - 3.20)	2.23 (0.20 - 3.85)	4.19 (0.2 - 4.4)
2.28 (0.48 - 3.12)	2.11 (0.48 - 3.12)	2.46 (0.20 - 3.85)	3.8 (0.2 - 4.22)
5.78	5.63	6.89	Outside of ErP Lot 10 Scope
A+	A+	A++	Outside of ErP Lot 10 Scope
412	432	432	Outside of ErP Lot 10 Scope
4.00	3.80	3.80	Outside of ErP Lot 10 Scope
A+	A	A	Outside of ErP Lot 10 Scope
2,108	2,195	2,800	Outside of ErP Lot 10 Scope
3.21 / 3.73	3.32 / 4.03	3.81 / 4.47	3.01 / 3.79
A / A	A / A	A / A	B / A
2 / 3	2 / 4	2 / 5	2 / 3 per ref cycle
53(tbc)	53(tbc)	55(46)	55(48)
56(tbc)	56(tbc)	58(52)	56(48)
65	68	68	68
2700 / 2700	2700 / 2700	3900 / 3900	4320 / 4320
800x850x298	800x850x298	800x950x370	1450x855x308
55.0	55.0	71.0	113.0
1/4 x 3 / 3/8 x 3	1/4 x 4 / [3/8 x 3] + [1/2 x 1]	1/4 x 5 / [3/8 x 4] + [1/2 x 1]	1/4 x 6 / 3/8 x 6
6.35 x 2 / 9.52 x 2	6.35 x 4 / [9.52 x 3] + [12.7 x 1]	6.35 x 5 / [9.52 x 4] + [12.7 x 1]	6.35 x 6 / 9.52 x 6
5	5	5	5
60 / 20	60 / 20	75 / 20	45/45 / 20/20
2.30	2.30	2.70	1.65 / ref cycle
30 / 20	30 / 20	30 / 15	35 / 20
220-240V/1ph/ 50/60Hz	220-240V/1ph/ 50/60Hz	220-240V/1ph/ 50/60Hz	220-240V/1ph/ 50/60Hz
16	30	30	30
10.0	16.0	16.0	20.0
9.73 / 10.50	9.70 / 9.70	10.20 / 11.29	19.20 / 17.40
2 + E / indoor	2 + E / indoor	2 + E / indoor	2 + E / indoor
-10°C~43°C / -15°C~21°C	-10°C~43°C / -15°C~21°C	-10°C~43°C / -15°C~21°C	-10°C~43°C / -15°C~21°C
R410A / 1975	R410A / 1975	R410A / 1975	R410A / 1975
Twin Rotary	Twin Rotary	Twin Rotary	Twin Rotary





## RAC Multizone

### Wall Mounted Shirokuma

Indoor Unit		RAK-18QXA	RAK-25QXA	RAK-35QXA	RAK-50QXA
Nominal Cooling capacity (min - max)	kW	1.8 (1.0 - 2.5)	2.5 (1.0 - 3.1)	3.5 (1.0 - 4.0)	5.0 (0.9 - 5.2)
Cooling sensible capacity	kW	1.4	2.1	2.6	3.4
Nominal Heating capacity (min - max)	kW	2.5 (1.1 - 3.1)	3.4 (1.1 - 4.4)	4.2 (1.1 - 5.0)	6.5 (0.9 - 8.1)
Noise level cooling (sound pressure) (SL / L / M / H)	dB(A)	20/23/26/32	20/26/32/37	22/29/35/39	25/31/39/47
Noise level heating (sound pressure) (SL / L / M / H)	dB(A)	20/24/27/33	20/27/33/39	22/30/35/41	25/31/39/48
Noise level (sound power)	dB(A)	54	57	59	59
Air flow cooling mode (SL / L / M / H)	m <sup>3</sup> /h	180/228/252/396	240/360/420/510	276/336/420/522	288/408/552/690
Air flow heating mode (SL / L / M / H)	m <sup>3</sup> /h	180/228/252/450	198/318/420/570	264/396/510/618	288/432/570/780
Dehumidification	l/h	1.2	1.4	1.6	2.8
Included drain pump		no	no	no	no
Dimensions (H x W x D)	mm	295x795x198	295x795x198	295x795x198	295x795x198
Weight	kg	9.5	9.5	9.5	9.5
Power supply		35V DC from outdoor unit	35V DC from outdoor unit	35V DC from outdoor unit	35V DC from outdoor unit
Piping diameter (Liquid / Gas)	Inch	1/4 - 3/8	1/4 - 3/8	1/4 - 3/8	1/4 / 1/2
	mm	6.35 - 9.52	6.35 - 9.52	6.35 - 9.52	6.35 - 12.70
Drain diameter (ext)		φ16mm	φ16mm	φ16mm	φ16mm
Standard remote controller		Infra red	Infra red	Infra red	Infra red
		RAR-5E3	RAR-5E3	RAR-5E3	RAR-5E3

RAK-18QXA can be dip switched to a size 12 (approx 1.2 kW Cooling / 1.8 kW Heating)



### 600x600 Cassette

Indoor Unit		RAI-25RPA	RAI-35RPA	RAI-50RPA
Nominal Cooling capacity (min - max)	kW	2.5 (0.9 - 3.0)	3.5 (0.9 - 4.0)	5.0 (0.9 - 5.2)
Cooling sensible capacity	kW	2.0	2.9	3.8
Nominal Heating capacity (min - max)	kW	3.5 (0.9 - 5.0)	4.8 (0.9 - 6.6)	6.2 (0.9 - 7.6)
Noise level cooling (sound pressure) (SL / L / M / H)	dB(A)	25/29/32/35	26/29/34/39	29/32/35/43
Noise level heating (sound pressure) (SL / L / M / H)	dB(A)	27/30/33/36	29/32/36/40	30/32/36/43
Noise level (sound power)	dB(A)	50	58	58
Air flow cooling mode (SL / L / M / H)	m <sup>3</sup> /h	330/348/420/510	330/348/480/648	330/348/480/720
Air flow heating mode (SL / L / M / H)	m <sup>3</sup> /h	330/348/420/510	330/348/480/648	330/348/480/720
Dehumidification	l/h	1.4	1.8	2.0
Included drain pump		yes	yes	yes
Dimensions (H x W x D)	mm	285x580x580	285x580x580	285x580x580
Panel dimensions (H x W x D)	mm	32x650x650	32x650x650	32x650x650
Weight	kg	20.0	20.0	20.0
Panel weight	kg	4.0	4.0	4.0
Panel reference		RAI-ECPP	RAI-ECPP	RAI-ECPP
Power supply		35V DC from outdoor unit	35V DC from outdoor unit	35V DC from outdoor unit
Piping diameter (Liquid / Gas)	Inch	1/4 - 3/8	1/4 - 3/8	1/4 / 1/2
	mm	6.35 - 9.52	6.35 - 9.52	6.35 - 12.70
Drain diameter (ext)		φ16mm	φ16mm	φ16mm
Standard remote controller		Infra red	Infra red	Infra red
		RAR-5E2	RAR-5E2	RAR-5E2



RAF-QXA



RAR-5E4

## Floor Mounted Shirokuma

Indoor Unit		RAF-25QXA	RAF-35QXA	RAF-50QXA
Nominal Cooling capacity (min - max)	kW	2.5 (1.0 - 3.1)	3.5 (1.0 - 4.0)	5.0 (0.9 - 5.2)
Cooling sensible capacity	kW	2.0	2.9	3.8
Nominal Heating capacity (min - max)	kW	3.4 (1.1 - 4.4)	4.2 (1.1 - 5.0)	6.5 (0.9 - 8.1)
Noise level cooling (sound pressure) (SL / L / M / H)	dB(A)	20-26-31-38	20-26-31-40	22-29-36-44
Noise level heating (sound pressure) (SL / L / M / H)	dB(A)	20-26-32-38	20-26-32-39	22-30-36-45
Noise level (sound power)	dB(A)	55	56	59
Air flow cooling mode (SL / L / M / H)	m <sup>3</sup> /h	270/420/480/570	270/390/510/684	300/450/540/750
Air flow heating mode (SL / L / M / H)	m <sup>3</sup> /h	300/408/540/630	300/420/540/690	390/480/600/780
Dehumidification	l/h	1.4	1.8	2.0
Included drain pump		no	no	no
Dimensions (H x W x D)	mm	590x750x215	590x750x215	590x750x215
Weight	kg	15.0	15.0	15.0
Power supply		35V DC from outdoor unit	35V DC from outdoor unit	35V DC from outdoor unit
Piping diameter (Liquid / Gas)	Inch	1/4 - 3/8	1/4 - 3/8	1/4 / 1/2
	mm	6.35 - 9.52	6.35 - 9.52	6.35 - 12.70
Drain diameter (ext)		φ16mm	φ16mm	φ16mm
Standard remote controller		Infra red	Infra red	Infra red
		RAR-5E4	RAR-5E4	RAR-5E4



RAF-RPA



RAR-5E2

## Floor Mounted Standard

Indoor Unit		RAF-25RPA	RAF-35RPA	RAF-50RPA
Nominal Cooling capacity (min - max)	kW	2.50 (0.9 - 3.1)	3.50 (1.1 - 4.2)	5.00 (1.9 - 5.2)
Cooling sensible capacity	kW	2.3	2.9	3.8
Nominal Heating capacity (min - max)	kW	3.40 (0.9 - 4.4)	4.20 (1.1 - 5.2)	6.00 (2.2 - 7.3)
Noise level cooling (sound pressure) (SL / L / M / H)	dB(A)	23/26/32/40	25/29/35/42	25/30/37/46
Noise level heating (sound pressure) (SL / L / M / H)	dB(A)	23/27/33/40	26/30/35/42	25/30/37/47
Noise level (sound power)	dB(A)	54	56	60
Air flow cooling mode (SL / L / M / H)	m <sup>3</sup> /h	378/462/540	400/485/600	430/530/650
Air flow heating mode (SL / L / M / H)	m <sup>3</sup> /h	408/498/600	440/525/600	470/570/720
Dehumidification	l/h	1.4	1.6	2.0
Included drain pump		no	no	no
Dimensions (H x W x D)	mm	600 x 760 x 235	600 x 760 x 235	600 x 760 x 235
Weight	kg	14.0	14.0	14.0
Power supply		35V DC from outdoor unit	35V DC from outdoor unit	35V DC from outdoor unit
Piping diameter (Liquid / Gas)	Inch	1/4 - 3/8	1/4 - 3/8	1/4 / 1/2
	mm	6.35 - 9.52	6.35 - 9.52	6.35 - 12.70
Drain diameter (ext)		φ16mm	φ16mm	φ16mm
Standard remote controller		Infra red	Infra red	Infra red
		RAR-5E2	RAR-5E2	RAR-5E2





## RAC Multizone



RAD-RPA

### Ducted In the Ceiling

Indoor Unit		RAD-18RPA	RAD-25RPA	RAD-35RPA	RAD-50RPA
Nominal Cooling capacity (min - max)	kW	1.8 (0.9 - 2.5)	2.5 (0.9 - 3.0)	3.5 (0.9 - 4.0)	5.0 (0.9 - 5.6)
Cooling sensible capacity	kW	1.3	2.0	2.5	3.8
Nominal Heating capacity (min - max)	kW	2.5 (0.9~3.2)	3.5 (0.9 - 5.5)	4.8 (0.9 - 6.6)	6.0 (0.9 - 7.5)
Noise level cooling (sound pressure) (SL / L / M / H)	dB(A)	29/31/34/36	29/31/34/36	29/31/34/36	29/32/35/38
Noise level heating (sound pressure) (SL / L / M / H)	dB(A)	27/30/33/37	27/30/33/37	27/30/33/37	29/32/35/38
Noise level (sound power)	dB(A)	57	57	57	58
Air flow cooling mode (SL / L / M / H)	m³/h	330/372/438/492	330/390/450/510	330/390/450/510	330/360/450/510
Air flow heating mode (SL / L / M / H)	m³/h	330/372/450/552	360/420/480/600	360/420/480/600	360/420/480/630
Static pressure (SL / L / M / H) (nominal conditions SP 00)	Pa	tbc	tbc	tbc	tbc
Dehumidification	l/h	1.4	1.4	2.1	2.8
Included drain pump		yes	yes	yes	yes
Dimensions (H x W x D)	mm	235x750x400	235x750x400	235x750x400	235x750x400
Weight	kg	19.0	19.0	19.0	19.0
Power supply		35V DC from outdoor	35V DC from outdoor unit	35V DC from outdoor unit	35V DC from outdoor unit
Piping diameter (Liquid / Gas)	Inch	1/4 - 3/8	1/4 - 3/8	1/4 - 3/8	1/4 / 1/2
	mm	6.35 - 9.52	6.35 - 9.52	6.35 - 9.52	6.35 - 12.70
Drain diameter (ext)		φ16mm	φ16mm	φ16mm	φ16mm
Remote Controller (not included)		Wired and Wireless available	Wired and Wireless available	Wired and Wireless available	Wired and Wireless available

Pricing does not include a Remote Controller, see table below for wired or wireless remote controllers

## RAC Single Splits and Multizone Controls

Model Code	
SPX-RCKA	Wireless Remote Controller & Receiver Kit - RAD-RPA
SPX-RCDA	Wired Remote Controller - RAD-RPA
SPX-RCDB	Wired Remote Controller - RAK-PPA, RAK-PXA, RAK-QXA, RAI-RPA, RAF-PXA, RAF-QXA, RAF-RPA
PSC-6RAD	H-Link Adapter - RAK-PPA, RAK-PXA, RAK-QXA, RAI-RPA, RAD-RPA, RAF-PXA, RAF-QXA, RAF-RPA



## RAC Multizone Combinations

RAM 36NP2A	
2 Indoor Units	
No.1	No.2
12	12 ~ 35
18	18 ~ 35
25	25 ~ 35

RAM 53NP2A	
2 Indoor Units	
No.1	No.2
12	12 ~ 50
18	18 ~ 50
25	25 ~ 50
35	35 ~ 50

At least two indoor units must be connected.  
Single unit operation possible.

RAM 53NP3A				
2 Indoor Units		3 Indoor Units		
No.1	No.2	No.1	No.2	No.3
12	12 ~ 50	12	12	12 ~ 50
18	18 ~ 50	12	18	18 ~ 50
25	25 ~ 50	12	25	25 ~ 35
35	35 ~ 50	12	35	35
		18	18	18 ~ 50
		18	25	25 ~ 35
		18	35	35
		25	25	25 ~ 35

RAM 68NP3A				
2 Indoor Units		3 Indoor Units		
No.1	No.2	No.1	No.2	No.3
12	12 ~ 50	12	12	12 ~ 50
18	18 ~ 50	12	18	18 ~ 50
25	25 ~ 50	12	25	25 ~ 50
35	35 ~ 50	12	35	35 ~ 50
50	50	12	50	50
		18	18	18 ~ 50
		18	25	25 ~ 35
		18	35	35 ~ 50
		25	25	25 ~ 50
		25	35	35 ~ 50
		35	35	35

At least two indoor units must be connected.  
Single unit operation possible.

RAM 70NP4A								
2 Indoor Units		3 Indoor Units			4 Indoor Units			
No.1	No.2	No.1	No.2	No.3	No.1	No.2	No.3	No.4
12	12 ~ 50	12	12	12 ~ 50	12	12	12	12 ~ 50
18	18 ~ 50	12	18	18 ~ 50	12	12	18	18 ~ 50
25	25 ~ 50	12	25	25 ~ 50	12	12	25	25 ~ 50
35	35 ~ 50	12	35	35 ~ 50	12	12	35	35 ~ 50
50	50	12	50	50	12	18	18	18 ~ 50
		18	18	18 ~ 50	12	18	25	25 ~ 50
		18	25	25 ~ 50	12	18	35	35
		18	35	35 ~ 50	12	25	25	25 ~ 35
		25	25	25 ~ 50	12	25	35	35
		25	35	35 ~ 50	18	18	18	18 ~ 50
		35	35	35	18	18	25	25 ~ 35
					18	18	35	35
					18	25	25	25 ~ 35
					25	25	25	25 ~ 35

At least two indoor units must be connected.  
Single unit operation possible.



## RAC Multizone Combinations

RAM 90NP5A														
2 Indoor Units		3 Indoor Units			4 Indoor Units				5 Indoor Units					
No.1	No.2	No.1	No.2	No.3	No.1	No.2	No.3	No.4	No.1	No.2	No.3	No.4	No.5	
18	18~50	18	18	18~50	18	18	18	18~50	18	18	18	18	18~50	
25	25~50	18	25	25~50	18	18	25	25~50	18	18	18	25	25~50	
35	35~50	18	35	35~50	18	18	35	35~50	18	18	18	35	35~50	
50	50	18	50	50	18	18	50	50	18	18	18	50	50	
		25	25	25~50	18	25	25	25~50	18	18	25	25	25~50	
		25	35	35~50	18	25	35	35~50	18	18	25	35	35~50	
		25	50	50	18	25	50	50	18	18	35	35	35	
		35	35	35~50	18	35	35	35~50	18	25	25	25	25~50	
		35	50	50	18	35	50	50	18	25	25	35	35~50	
		50	50	50	25	25	25	25~50	18	25	35	35	35	
					25	25	35	35~50	25	25	25	25	25~50	
					25	25	50	50	25	25	25	35	35	
					25	35	35	35~50	25	25	35	35	35	
					35	35	35	35~50	-	-	-	-	-	

At least two indoor units must be connected.  
Single unit operation possible.

RAM 130NP6A														
4 Indoor Units				5 Indoor Units					6 Indoor Units					
Circuit 1		Circuit 2		Circuit 1		Circuit 2			Circuit 1			Circuit 2		
No.1	No.2	No.3	No.4	No.1	No.2	No.3	No.4	No.5	No.1	No.2	No.3	No.4	No.5	No.6
18	18~50	18	18~50	18	18~50	18	18	18~50	18	18	18~50	18	18	18~50
18	25~50	18	25~50	18	18~50	18	25	25~35	18	18	18~50	18	25	25~35
18	35~50	35	35~50	18	18~50	18	35	35	18	18	18~50	18	35	35
25	25~50	25	25~50	18	18~50	25	25	25~35	18	18	18~50	25	25	25~35
35	35~50	35	35~50	25	25~50	18	18	18~50	18	25	25~35	18	18	18~50
				25	25~50	18	25	25~35	18	25	25~35	18	25	25~35
				25	25~50	18	35	35	18	25	25~35	18	35	35
				25	25~50	25	25	25~35	18	25	25~35	25	25	25~35
				35	35~50	18	18	18~50	18	35	35	18	18	18~50
				35	35~50	18	25	25~35	18	35	35	18	25	25~35
				35	35~50	18	35	35	18	35	35	18	35	35
				35	35~50	25	25	25~35	18	35	35	25	25	25~35
									25	25	25~35	18	18	18~50
									25	25	25~35	18	25	25~35
									25	25	25~35	18	35	35
									25	25	25~35	25	25	25~35

Minimum of 4 indoor units must be connected.  
Maximum connected capacity must not exceed 176.  
Single unit operation possible.

RAM 130NP6A			
Outdoor Connection Terminal			
	4 I/U's	5 I/U's	6 I/U's
No.1	-	-	18 ~ 25
No.2	18 ~ 35	18 ~ 35	18 ~ 35
No.3	18 ~ 50	18 ~ 50	18 ~ 50
No.4	-	18 ~ 25	18 ~ 25
No.5	18 ~ 35	18 ~ 35	18 ~ 35
No.6	18 ~ 50	18 ~ 50	18 ~ 50

## RAC Multizone Pipe Lengths

Model	L TOTAL	L MIN	L MAX	H MAX	H INDOOR	
	(m)	(m)	(m)	(m)	(m)	
RAM 36NP2A	35	5	25	20	5	
RAM 53NP2A	35	5	25	20	5	
RAM 53NP3A	45	5	25	20	5	
RAM 68NP3A	60	5	25	20	5	
RAM 70NP4A	75	5	25	20	5	
RAM 90NP5A			25			
RAM 130NP6A	L1					
	L2	45	5	L2 + L3 < 35	20	5
	L3					
	L4			25		
	L5	45	5	L5 + L6 < 35	20	5
	L6					

- $L1 + L2 + L3 + Ln = L\ TOTAL$
- Minimum piping length per indoor =  $L\ MIN$
- Maximum piping length per indoor =  $L\ MAX$
- Maximum height difference =  $H\ MAX$
- Maximum height difference between indoor =  $H\ INDOOR$

Specifications in this catalogue are subject to change without notice in order that HITACHI may bring the latest innovations to their customers, omitting typing errors.

**Hitachi Air Conditioning Europe SAS.**  
email: [aircon.enquiries@hitachi-eu.com](mailto:aircon.enquiries@hitachi-eu.com)

[www.hitachiaircon.com](http://www.hitachiaircon.com)

HACERAC 001\_13



**HITACHI**  
Inspire the Next